

Sample Name: Skunk #1
 LIMS Sample ID: 190305Q003
 Batch #:
 Sample Metrc ID:
 Sample Type: Concentrate, Product Inhalable
 Batch Count:
 Sample Count:
 Unit Mass:
 Serving Mass:

Date Collected: 03/05/2019
 Date Received: 03/05/2019
 Tested for: Eybna
 License #:
 Address: CA
 Produced by:
 License #:
 Address:
 Overall result for batch:

Moisture Test Results

Moisture	% NT

Cannabinoid Test Results

03/07/2019

Cannabinoid analysis utilizing High Performance Liquid Chromatography (HPLC, QSP 5-4-4-4)

	mg/g	%	LOD mg/g	LOQ mg/g
THC	ND	ND	0.017	0.2
THCa	ND	ND	0.02	0.2
CBD	ND	ND	0.012	0.2
CBDa	ND	ND	0.012	0.2
CBN	ND	ND	0.006	0.2
CBDV	ND	ND	0.0034	0.2
CBDVa	ND	ND	0.014	0.2
CBG	ND	ND	0.012	0.2
CBGa	ND	ND	0.017	0.2
THCV	ND	ND	0.009	0.2
Δ8 - THC	ND	ND	0.021	0.2
CBC	ND	ND	0.011	0.2

Sum of Cannabinoids: ND ND
 Total THC (Δ9THC+0.877*THCa) ND ND
 Total CBD (CBD+0.877*CBDa) ND ND

Action Limit mg

THC per Unit
 THC per Serving

Microbiological Test Results

03/08/2019

PCR and fluorescence detection of microbiological impurities

	ND	Action Limit
Shiga toxin-producing Escherichia coli	ND	ND
Salmonella spp.	ND	ND
Aspergillus fumigatus	ND	ND
Aspergillus flavus	ND	ND
Aspergillus niger	ND	ND
Aspergillus terreus	ND	ND

Heavy Metal Test Results

Heavy metal analysis utilizing Inductively Coupled Plasma Mass Spectrometry (ICP-MS)

	µg/g	Action Limit µg/g	LOD µg/g	LOQ µg/g
Cadmium	NT			
Lead	NT			
Arsenic	NT			
Mercury	NT			

Mycotoxin Test Results

Mycotoxin analysis utilizing HPLC-Mass Spectrometry

	µg/kg	Action Limit µg/kg	LOD µg/kg	LOQ µg/kg
Aflatoxin B1, B2, G1, G2	NT			
Ochratoxin A	NT			

Water Activity Test Results

Water Activity	Aw NT	Action Limit Aw

Terpene Test Results

03/09/2019

Terpene analysis utilizing Gas Chromatography - Flame Ionization Detection (GC - FID)


	mg/g	%	LOD mg/g	LOQ mg/g
☑ Bisabolol	ND	ND	0.21	0.67
☑ Pinene	119.46	11.946	0.21	0.67
3 Carene	ND	ND	0.21	0.67
Borneol	ND	ND	0.21	0.67
☑ Caryophyllene	5.92	0.592	0.21	0.67
Geraniol	ND	ND	0.21	0.67
☑ Humulene	1.13	0.113	0.21	0.67
Terpinolene	7.55	0.755	0.21	0.67
Valencene	ND	ND	0.21	0.67
Menthol	ND	ND	0.21	0.67
Nerolidol	ND	ND	0.21	0.67
Camphene	5.37	0.537	0.21	0.67
Eucalyptol	ND	ND	0.21	0.67
☑ Cedrene	ND	ND	0.21	0.67
Camphor	ND	ND	0.21	0.67
(-)-Isopulegol	ND	ND	0.21	0.67
Sabinene	ND	ND	0.21	0.67
☑ Terpinene	ND	ND	0.21	0.67
☑ Terpinene	1.19	0.119	0.21	0.67
Linalool	1.48	0.148	0.21	0.67
Limonene	209.42	20.942	0.21	0.67
Myrcene	514.77	51.477	0.21	0.67
Fenchol	ND	ND	0.21	0.67
☑ Phellandrene	31.59	3.159	0.21	0.67
Caryophyllene Oxide	ND	ND	0.21	0.67
Terpineol	<LOQ	<LOQ	0.21	0.67
☑ Pinene	8.28	0.828	0.21	0.67
R-(+)-Pulegone	ND	ND	0.21	0.67
Geranyl Acetate	ND	ND	0.21	0.67
Citronellol	ND	ND	0.21	0.67
p-Cymene	1.99	0.199	0.21	0.67
Ocimene	ND	ND	0.21	0.67
Guaiol	ND	ND	0.21	0.67
Phytol	1.74	0.174	0.21	0.67
Isoborneol	ND	ND	0.21	0.67

Total Terpene Concentration: 909.89 90.989

Sample Certification



Scan to verify at sclabs.com
 Sample must be marked as public to be viewable


 Josh Wurzer, President
 Date: 03/09/2019

Certificate of Analysis

Sample Name: Skunk #1
 LIMS Sample ID: 190305Q003
 Batch #:
 Sample Metrc ID:
 Sample Type: Concentrate, Product Inhalable
 Batch Count:
 Sample Count:
 Unit Mass:
 Serving Mass:

Date Collected: 03/05/2019
 Date Received: 03/05/2019
 Tested for: Eybna
 License #:
 Address: CA
 Produced by:
 License #:
 Address:
 Overall result for batch:

Pesticide Test Results

03/07/2019

Pesticide, Fungicide and plant growth regulator analysis utilizing HPLC-Mass Spectrometry and GC-Mass Spectrometry

	µg/g	Action Limit µg/g	LOD µg/g	LOQ µg/g
Abamectin	ND	0.1	0.032	0.1
Acephate	ND	0.1	0.032	0.1
Acequinocyl	ND	0.1	0.032	0.1
Acetamiprid	ND	0.1	0.032	0.1
Azoxystrobin	ND	0.1	0.032	0.1
Bifenazate	ND	0.1	0.032	0.1
Bifenthrin	ND	3.0	0.032	0.1
Boscalid	ND	0.1	0.032	0.1
Captan	ND	0.7	0.032	0.1
Carbaryl	ND	0.5	0.032	0.1
Chlorantraniliprole	ND	10.0	0.032	0.1
Clofentezine	ND	0.1	0.032	0.1
Cyfluthrin	ND	2.0	0.032	0.1
Cypermethrin	ND	1.0	0.032	0.1
Diazinon	ND	0.1	0.032	0.1
Dimethomorph	ND	2.0	0.032	0.1
Etoxazole	ND	0.1	0.032	0.1
Fenhexamid	ND	0.1	0.032	0.1
Fenpyroximate	ND	0.1	0.032	0.1
Flonicamid	ND	0.1	0.032	0.1
Fludioxonil	ND	0.1	0.032	0.1
Hexythiazox	ND	0.1	0.032	0.1
Imidacloprid	ND	5.0	0.032	0.1
Kresoxim-methyl	ND	0.1	0.032	0.1
Malathion	ND	0.5	0.032	0.1
Metalaxyl	ND	2.0	0.032	0.1
Methomyl	ND	1.0	0.032	0.1
Myclobutanil	ND	0.1	0.032	0.1
Naled	ND	0.1	0.032	0.1
Oxamyl	ND	0.5	0.032	0.1
Pentachloronitrobenzene	ND	0.1	0.032	0.1
Permethrin	ND	0.5	0.032	0.1
Phosmet	ND	0.1	0.032	0.1
Piperonylbutoxide	ND	3.0	0.032	0.1
Prallethrin	ND	0.1	0.032	0.1
Propiconazole	ND	0.1	0.032	0.1
Pyrethrins	ND	0.5	0.032	0.1
Pyridaben	ND	0.1	0.032	0.1
Spinetoram	ND	0.1	0.032	0.1
Spinosad	ND	0.1	0.032	0.1
Spiromesifen	ND	0.1	0.032	0.1
Spirotetramat	ND	0.1	0.032	0.1
Tebuconazole	ND	0.1	0.032	0.1
Thiamethoxam	ND	5.0	0.032	0.1
Trifloxystrobin	ND	0.1	0.032	0.1

Pesticide Test Results

03/07/2019

Pesticide, Fungicide and plant growth regulator analysis utilizing HPLC-Mass Spectrometry and GC-Mass Spectrometry

	µg/g	Action Limit µg/g	LOD µg/g	LOQ µg/g
Aldicarb	ND	ND	0.032	0.1
Carbofuran	ND	ND	0.032	0.1
Chlordane	ND	ND	0.032	0.1
Chlorfenapyr	ND	ND	0.032	0.1
Chlorpyrifos	ND	ND	0.032	0.1
Coumaphos	ND	ND	0.032	0.1
Daminozide	ND	ND	0.032	0.1
DDVP (Dichlorvos)	ND	ND	0.032	0.1
Dimethoate	ND	ND	0.032	0.1
Ethoprop(hos)	ND	ND	0.032	0.1
Etofenprox	ND	ND	0.032	0.1
Fenoxycarb	ND	ND	0.032	0.1
Fipronil	ND	ND	0.032	0.1
Imazalil	ND	ND	0.032	0.1
Methiocarb	ND	ND	0.032	0.1
Methyl parathion	ND	ND	0.032	0.1
Mevinphos	ND	ND	0.032	0.1
Paclobutrazol	ND	ND	0.032	0.1
Propoxur	ND	ND	0.032	0.1
Spiroxamine	ND	ND	0.032	0.1
Thiacloprid	ND	ND	0.032	0.1


Foreign Material Test Results

NT

Sample Certification



Scan to verify at sclabs.com
 Sample must be marked as public to be viewable


 Josh Wurzer, President
 Date: 03/09/2019

Sample Name: Skunk #1
 LIMS Sample ID: 190305Q003
 Batch #:
 Sample Metrc ID:
 Sample Type: Concentrate, Product Inhalable
 Batch Count:
 Sample Count:
 Unit Mass:
 Serving Mass:

Date Collected: 03/05/2019
 Date Received: 03/05/2019
 Tested for: Eybna
 License #:
 Address: CA
 Produced by:
 License #:
 Address:
 Overall result for batch:

Residual Solvent Test Results

03/07/2019

Note

Residual Solvent analysis utilizing Gas Chromatography - Mass Spectrometry (GC - MS)


	µg/g	Action Limit µg/g	LOD µg/g	LOQ µg/g
1,2-Dichloroethane	ND	1.0	0.162	0.474
Benzene	ND	1.0	0.321	0.941
Chloroform	ND	1.0	0.096	0.282
Ethylene Oxide	ND	1.0	0.321	0.941
Methylene chloride	ND	1.0	0.192	0.563
Trichloroethylene	ND	1.0	0.127	0.373
Acetone	1418.97	5000.0	371.43	1088.28
Acetonitrile	ND	410.0	0.657	1.925
Butane	ND	5000.0	107.06	313.69
Ethanol	ND	5000.0	149.81	438.94
Ethyl acetate	ND	5000.0	149.48	437.97
Ethyl ether	ND	5000.0	375.12	1099.1
Heptane	ND	5000.0	149.21	437.17
Hexane	ND	290.0	18.5	54.22
Isopropyl Alcohol	ND	5000.0	74.61	218.59
Methanol	ND	3000.0	96.47	282.66
Pentane	ND	5000.0	149.25	437.31
Propane	ND	5000.0	106.66	312.5
Toluene	45.18	890.0	7.107	20.82
Total Xylenes	24.949	2170.0	1.387	4.065

Batch Photo

Sample Certification



Scan to verify at sclabs.com
 Sample must be marked as
 public to be viewable


 Josh Wurzer, President
 Date: 03/09/2019